



### District Report Card: 2017


<b>State:</b> Punjab	<b>District:</b> Bathinda
<b>Class:</b> 8	<b>Subject:</b> Science
<b>Schools:</b> 51	<b>Students:</b> 1398


### Participation/Coverage


#### Students

<div>GENDER</div> <div></div>	Boys				Girls			
	Number		%		Number		%	
	697		49.86		701		50.14	

<div>AREA</div> <div></div>	Rural				Urban			
	Number		%		Number		%	
	1028		73.53		370		26.47	

<div>CATEGORY</div> <div></div>	SC		ST		OBC		GEN	
	Number	%	Number	%	Number	%	Number	%
	898	64.23	10	0.72	206	14.74	284	20.31

<div>CWSN</div> <div></div>	LD	VI	HI	S&LD	ID	Oth
	2	6	6	3	1	14

<div>Management</div> <div></div>	Government			Government-aided		
	Number		%	Number		%
	1308		93.56	90		6.44

### Average Performance of Students in Science (%)

Overall	Gender		Area		Management		Social Group			
	Male	Female	Rural	Urban	Govt.	Aided	SC	ST	OBC	GEN
30.18	27.82	32.52	30.87	28.25	30.70	22.52	29.32	26.67	34.40	29.95

## Performance on Learning Outcomes (LOs)

Learning Outcomes	Description	Average Performance(%)
SCI703	Classifies materials and organisms based on properties/characteristics	22.53
SCI704	Conducts simple investigation to seek answers to queries	25.49
SCI705	Relates processes and phenomenon with causes	23.30
SCI708	Measures and calculates e.g., temperature; pulse rate; speed of moving objects; time period of a simple pendulum, etc.	30.33
SCI710	Plots and interprets graphs	22.24
SCI711	Constructs models using materials from surroundings and explains their working	18.36
SCI801	Differentiates materials, organism and processes	39.04
SCI804	Relates processes and phenomenon with causes	30.56
SCI805	Explains processes and phenomenon	25.96
SCI807	Measures angles of incidence and reflection, etc.	24.82
SCI811	Applies learning of scientific concepts in day-to-day life	32.53
SCI813	Makes efforts to protect environment	56.58

Range of Performance of Students who Answered Correctly							
Below 30%		30% - 50%		50% - 75%		Above 75%	
Number	%	Number	%	Number	%	Number	%
679	48.57	455	32.55	198	14.16	66	4.72

### Lowest Performing Learning Outcomes (LOs)

- 1 - Constructs models using materials from surroundings and explains their working (18.36)
- 2 - Plots and interprets graphs (22.24)
- 3 - Classifies materials and organisms based on properties/characteristics (22.53)
- 4 - Relates processes and phenomenon with causes (23.30)
- 5 - Measures angles of incidence and reflection, etc. (24.82)